




AUTUMN MOONBEAM



DANCE MAGIC!



ACTIVITIES

WORDSEARCH

Autumn's working on her potion homework and needs to find the eight ingredients she needs to make a drink that will make her glow in the dark.

Can you help her find the ingredients she needs?

F	Q	C	R	R	E	I	B	R	F	F	R	T	P
V	G	O	Y	W	O	G	L	I	T	T	E	R	C
L	M	T	F	I	D	F	A	S	C	O	Y	L	G
I	T	A	V	T	J	I	D	R	E	A	M	S	P
Q	Y	E	A	C	R	K	K	P	C	R	F	I	O
U	V	C	V	H	T	N	H	F	T	M	U	U	S
O	B	T	N	H	G	I	C	T	B	O	Y	N	P
R	J	Y	P	A	F	G	G	D	A	O	V	B	I
I	R	Y	O	Z	W	H	G	T	F	N	Y	N	D
C	T	T	Y	E	A	T	E	C	R	L	T	F	E
E	F	T	U	L	D	S	T	Y	T	I	H	D	R
T	R	P	T	R	G	H	R	B	T	G	C	E	W
N	U	W	G	R	T	A	Y	T	Y	H	D	B	E
D	V	C	Y	O	U	D	B	T	R	T	T	T	B
A	R	T	T	T	Y	E	W	V	T	Y	E	W	S
R	T	E	I	U	G	R	Q	R	G	H	D	R	T
T	B	E	E	T	L	E	B	I	X	D	X	T	F

Glow in the dark potion ingredients


Witch Hazel	Nightshade
Dreams	Beetlebix
Moonlight	Liquorice
Glitter	Spiderwebs



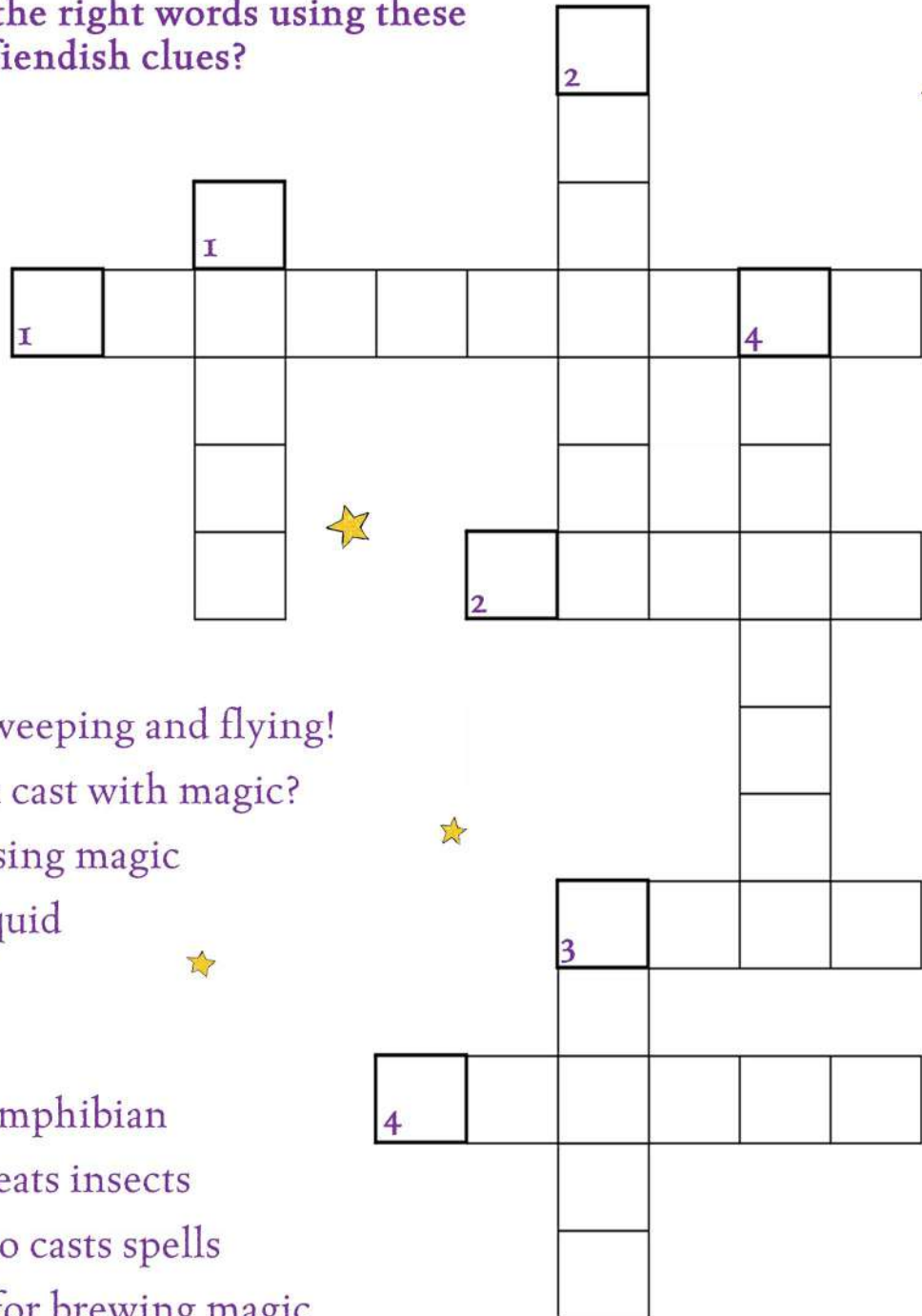
HELP AUTUMN AND EDITH FIND THEIR HATS

Severina Bloodworth has been naughty again and hidden Autumn and Edith's hats in the middle of a fiendish maze.

Can you help them find the hats?



Can you guess the right words using these fiendish clues?



Across

- 1. Perfect for sweeping and flying!
- 2. What do you cast with magic?
- 3. A stick for using magic
- 4. A magical liquid

Down

- 1. A croaking amphibian
- 2. A plant that eats insects
- 3. A person who casts spells
- 4. A metal pot for brewing magic



WHAT'S DIFFERENT?

Autumn's brothers, Mordecai and Toadflax were bickering and a spell went off. Now things have changed and Autumn needs to spot 8 differences so they can be put back right.

Can you help?



AUTUMN
MOONBEAM

SPOOKY CEREAL

Design your own breakfast for Autumn Moonbeam to eat!




Ingredients

200g unsalted butter, softened
200g golden caster sugar
1 large egg
½ tsp vanilla extract (optional)
400g plain flour, plus extra for dusting
Icing sugar or caster sugar for decoration (optional)
Bat-shaped biscuit cutter

Method

1. Get an adult's help with this - Heat the oven to 200C/180C fan/gas mark 6;
2. Line an oven tray with baking parchment.
3. Put the butter in a bowl and beat it with electric beaters, or a fork, until soft and creamy.
4. Mix in the sugar, egg, and vanilla, and mix together.
5. Add the flour to make a dough. If the dough feels a bit sticky, add a little bit more flour and knead it in.
6. Roll out the dough to the thickness of about 1cm on a floured surface.
7. Cut out shapes using a bat biscuit cutter.
8. Transfer the individual biscuits to the baking sheet and bake for 8-10 mins or until the edges are just brown.
9. Leave to cool for about 5 mins.
10. As an extra, you can sprinkle with caster sugar or use icing sugar to decorate.



Use these simple instructions and the designs on the other pages to make your own Autumn Moonbeam theatre.



1. Stick the scene to one of your pieces of card
2. Cut the other piece of card into two right-angled triangles
3. Fold each triangle to make a flap
4. Stick the flap to the back of the scene card so it can stand on its own
5. Colour in your Autumn Moonbeam characters
6. Cut them out using the dotted lines
7. Stick each character to a lolly stick, leaving stick at top or bottom to hold it.



You'll need:

- Scissors (ask a grown-up first!)
- Colouring pens or pencils
- Glue or cellotape
- Two flat pieces of card
- Lolly sticks





AUTUMN
MOONBEAM





THE PLAY

Write your own Autumn Moonbeam play:

TIPS

Remember: when you're writing a script, you should state the name of the character then use a colon before writing what they say. You also need to start a new line each time a different person speaks.

Handwriting practice lines consisting of multiple sets of horizontal dashed lines for writing a play script.

