



National Reading Group Day

Chatterbooks activity pack


THE READING AGENCY

The Reading Agency presents

National Reading Group Day

Tuesday 14 September 2021

@readingagency
readinggroups.org



READING GROUPS FOR EVERYONE



Supported using public funding by
**ARTS COUNCIL
ENGLAND**



National Reading Group Day

About this pack

On 14 September, we're celebrating National Reading Group Day! This is a day for reading groups – adults, young people and children's – to meet and have lots of bookish fun together. There are lots of benefits to being part of a reading group. They can:

- Encourage people to read more
- Introduce members to new books, authors and genres
- Help people to enjoy reading more

In this pack you'll find some activity ideas for Chatterbooks groups to celebrate National Reading Group Day. This might be your first meeting of the school year, so it's a great time to get children talking about reading and get them excited for all the books you might read together.

This pack is brought to you by **The Reading Agency** and their publisher partnership **Children's Reading Partners**.

The Reading Agency has run Chatterbooks, the UK's largest network of children's reading groups, since 2001. Reading for pleasure has more impact on children's success than education or social class; Chatterbooks groups, which are run in libraries and schools, help children develop a lifelong reading habit. Chatterbooks is a flexible model that can be used with children aged 4 to 12, for all different abilities and in targeted or mixed groups. <http://readingagency.org.uk/chatterbooks/>

Find out more at: www.readinggroups.org/chatterbooks

You can buy Chatterbooks packs in The Reading Agency shop: <https://shop.readingagency.org.uk/collections/children>

You can find hundreds of free resources for children on the Chatterbooks resources page: <https://readingagency.org.uk/resources/?programme=chat> and for young people on the Reading Hack resources page: <https://readingagency.org.uk/resources/?programme=hack>.

Don't forget that children can use the Summer Reading Challenge all year round to play games, find books using the Book Sorter and do fun activities: <https://summerreadingchallenge.org.uk/>

The Reading Agency is a national charity that tackles life's big challenges through the proven power of reading. We work closely with partners to develop and deliver programmes for people of all ages and backgrounds. The Reading Agency is funded by Arts Council England. www.readingagency.org.uk

The Reading Agency's partnership programme brings publishers and literature prize coordinators into a closer relationship with libraries across the country to support delivery of author events, promotions and reading resources directly to readers.

[Tips for your Chatterbooks session](#)

Talking about books

As National Reading Group Day is about celebrating your book, a great way to start off is by encouraging everyone to share their favourite books and what they like about reading.

Ask some open questions to get people talking and encourage discussion. Have sheets of flip chart paper and pens handy for collecting everyone's thoughts and ideas. You could use their suggestions to create a booklist that everyone can take home. They'll have created the list together which is really exciting!

Here are some questions to get you started:

- What are your favourite things to read? (This doesn't just have to be books, it could also be magazines, comics, poetry, etc.)
- What do you like about them?
- How would you describe them to a friend? In a sentence? In three words?
- Have you read any series of books?
- Where do you get your books – from a bookshop or library? Have you been given books as a present? Has anyone ever let you borrow a book? Have you lent a book to someone?
- Do you like talking to other people about reading? Who do you talk to?
- Why do you think it's good to share reading with other people?
- What are you looking forward to about being a Chatterbooks group?

Drama in the library – scriptwriting and acting activity

We think libraries are incredible places, full of people, activities and books! In this activity your group can use the prompt below to write a script to continue the story. They can then act their script out. If your Chatterbooks group is big, we recommend splitting them into smaller groups so that everyone can contribute their ideas and will have a role to play.



Prompt: One morning, the librarian comes to open up the library and welcome everyone in to find new books. But when she arrives, she finds that all the books have disappeared! What's happened to them? Where are they? Who will help solve the mystery?




Design a book cover!

Choose a book from your library, hide the cover and read the first passage out to your group. Tell your group that they are going to be illustrators and design the cover for the book. You might find it helpful to write some key things from the passage you read up to help the children remember what was mentioned. Once they have finished, show them the cover of the book and see how similar or different everyone's designs are.

Time to rhyme!

Ask the children what some of their favourite books are. Write them up on a piece of paper, one book title per page. Give the children each a pen and ask them to think of words that rhyme with the book titles (or just the last word of the title). For example, *The Wind in the Willows* rhymes with pillow.

Now it's poetry time! The children can write poems using the book titles and their rhyming words. These can be long poems, or short ones like haikus. At the end, ask them to read their poems out to each other.



Dewey Decimal System

This is all about the Dewey Decimal System and will show children how the library is organised.

Your group can do this in various ways, depending on their ages and abilities.

Talk about how the Dewey Decimal System works, grouping books together in subjects and making it easier to find the book you want.

Divide your group into teams or pairs and give each one a list of Dewey numbers. Ask them to find the books matching those numbers. The winning team/pair is the fastest and gets them all right.

If might help if:

- Teams take it in turns to find books – ask someone to be the referee to time them
- Each team has a different list of numbers

Here are suggested templates for two versions, one to find the title of the book, and one to find the number from the subject.

Version 1 – find the book title

Dewey Decimal System Number	Title of book
133 (Ghosts)	
520 (Stars, planets)	
560 (Dinosaurs and fossils)	
599 (Mammals)	
612 (Human body)	
629 (Cars)	
636 (Pets)	
641 (Food and drink)	
796 (Football)	
917 (North America)	
920 (Biographies)	

Version 2 – find the code and the book


Subject	Number	Title of book
Space exploration		
Cars		
Keeping a rabbit as a pet <i>Tip: try 'pets' when you are looking for the number</i>		
World War 1		
Cookery		
Rugby		
The Fire of London <i>Tip: find the code for 'English history'</i>		

Wordsearch

Some book-related words are hidden in the squares below. See how many you can find: across, down, diagonally, and from right to left. You can print this page out to give to the children. The answers are on the next page.

I	L	L	U	S	T	R	A	T	O	R	P	T	U
Y	R	A	R	B	I	L	R	B	P	B	B	H	R
G	R	H	A	A	T	U	N	Z	I	P	O	E	M
I	E	Y	O	I	L	R	T	T	B	O	O	K	E
K	O	T	W	R	G	C	P	P	Y	R	I	O	E
A	L	O	I	T	P	L	R	S	T	O	R	Y	N
U	L	F	P	W	O	R	D	C	T	E	P	U	I
T	L	F	P	P	P	T	T	U	L	A	H	R	Z
H	A	B	L	A	U	K	E	E	T	O	I	Y	A
O	P	L	T	E	P	E	H	M	T	R	L	E	G
R	G	E	Y	A	H	E	P	E	G	A	P	A	A
A	E	O	U	P	U	S	R	P	S	M	T	R	M
R	O	G	P	M	C	I	M	O	C	A	D	K	L
S	H	L	E	T	T	E	R	U	O	C	P	R	I

WORD
 COMIC
 LIBRARY
 BOOK
 MAGAZINE
 POPUP
 PAPER
 STORY
 LETTER
 SHELF
 POEM
 PAGE
 ILLUSTRATOR
 AUTHOR



WORD
 COMIC
 LIBRARY
 BOOK
 MAGAZINE
 POPUP
 PAPER
 STORY
 LETTER
 SHELF
 POEM
 PAGE
 ILLUSTRATOR
 AUTHOR